AMOUNT OF RADIATION AROUND THE WORLD

September 08, 2011 (μSv/h)

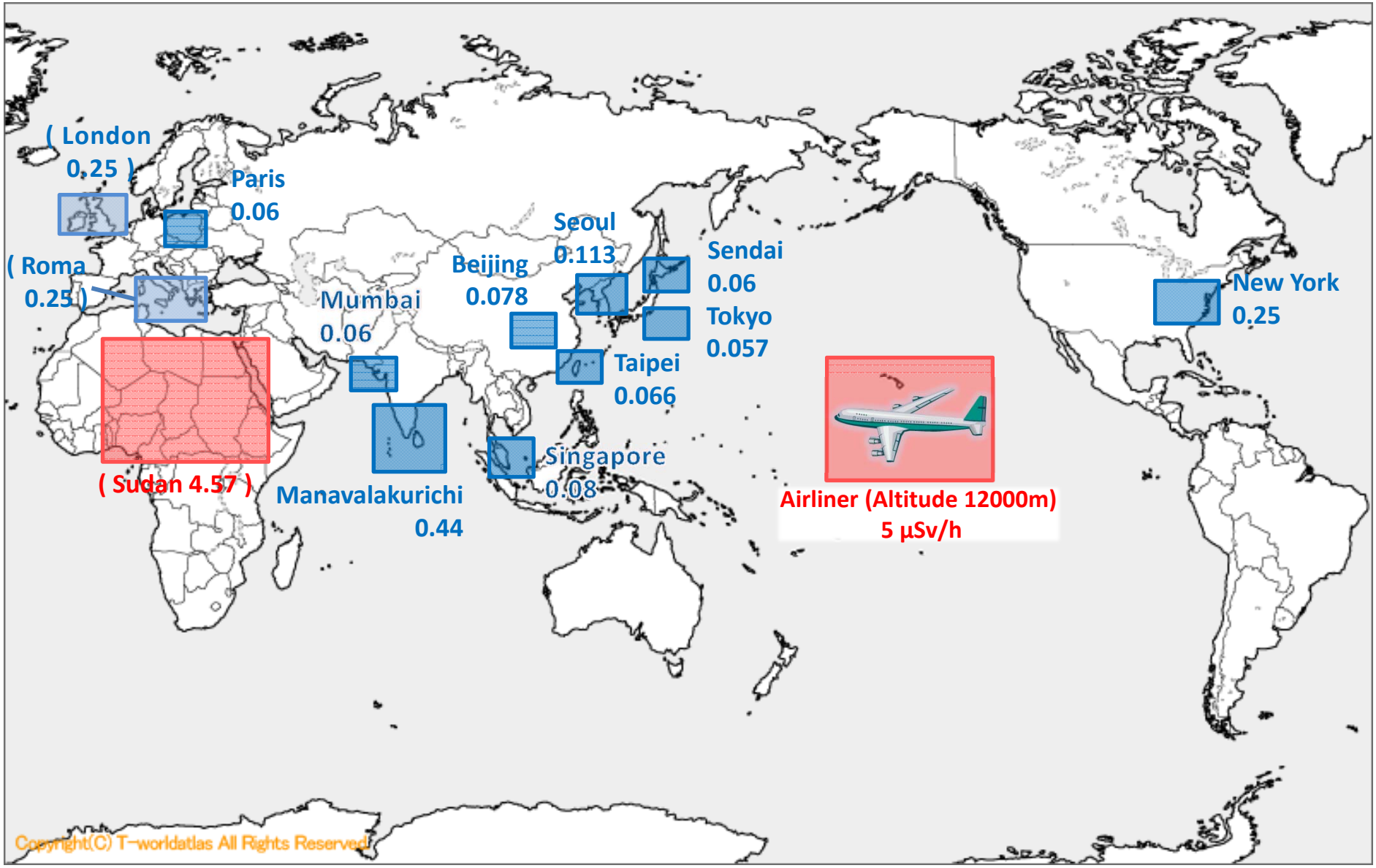

参考資料

日本の放射線量 (μSv/h) 2011/09/07現在

新宿区(発生から今日まで)

3月11日からの放射線量の推移

トップページ(地図)へもどる

更新日:9月7日

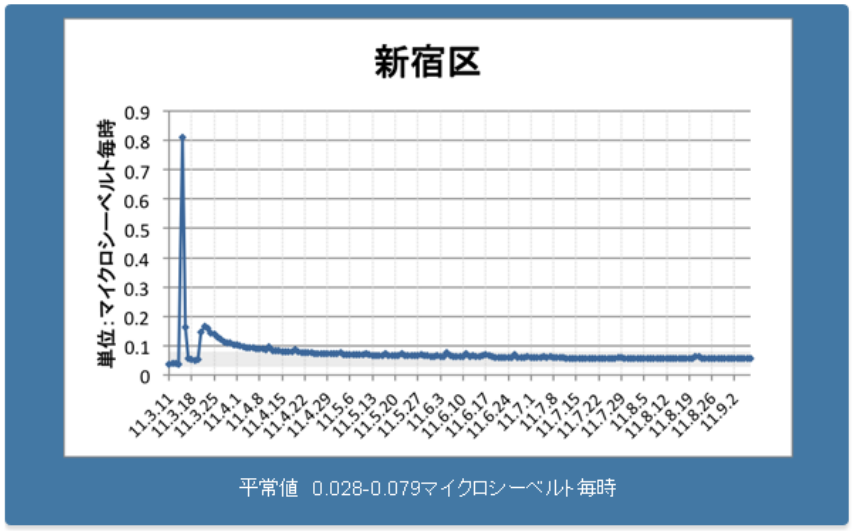

仙台市(発生から今日まで)

3月11日からの放射線量の推移

トップページ(地図)へもどる

更新日:9月7日

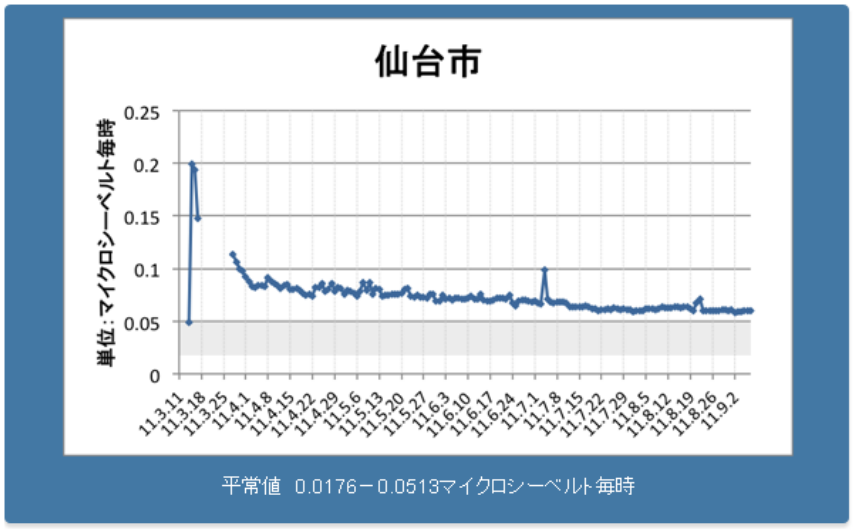

データは、福島第一原子力発電所の事故を受けて都道府県が行っている放射線量の観測結果をNHKがまとめたものです。単位はマイクロシーベルト毎時(μSv／h)。

数値は当日の値が集計時の最大値で、前日までの値は一日を通じての最大値です。

灰色の帯は過去の平常値です。

(参考)シーベルトとは、人体が放射線を受けたときの影響を示す単位で、一般の人が人工的に浴びても差し支えないとされる放射線量は、1年間で1000マイクロシーベルトです。

http://www3.nhk.or.jp/news/genpatsu-fukushima/houshasen/

中国の放射線量 (μSv/h) 2011/09/07現在

全国辐射环境自动监测站空气吸收剂量率（2011年9月7日9:00 － 8日9:00）

2011-09-08

单位：nGy/h

地点	测值范围	平均值	参考本底范围（当地原野）	结论
北京市	77.8-80.6	78.8	60.2 -119.9	正常水平
哈尔滨市	66.4-101.1	73.4	57.6-117.1	正常水平
长春市	70.8-80.1	75.4	70.8-147.4	正常水平
沈阳市	72.3-85.2	78.2	61.6-91.2	正常水平
济南市	83.3-85.8	84.1	65.0-110.4	正常水平
南京市	66.4-72.2	69.4	64.9-102.1	正常水平
上海市	89.9-91.2	90.6	54.9-108.2	正常水平
杭州市	73.4-79.8	76.4	56.8-148.2	正常水平
福州市	101.0-102.8	101.7	59.0-184.8	正常水平
广州市	106.2-109.7	107.3	69.3 -266.9	正常水平
海口市	77.6-77.9	77.7	53.5 -92.2	正常水平
合肥市	98.7-100.2	99.3	102.4-145.6	正常水平
长沙市	77.9-88.5	82.4	61.3-145.7	正常水平
重庆市	63.0-74.6	68.0	61.9-244.9	正常水平
南宁市	70.2-72.6	71.4	34.8-183.4	正常水平
乌鲁木齐市	85.0-87.2	85.7	73.3-145.7	正常水平

→ Beijing 78.8 nGy/h ≒ 0.0788 μSv/h

http://haq.mep.gov.cn/gzdt/

台湾の放射線量 (μSv/h) 2011/09/08現在

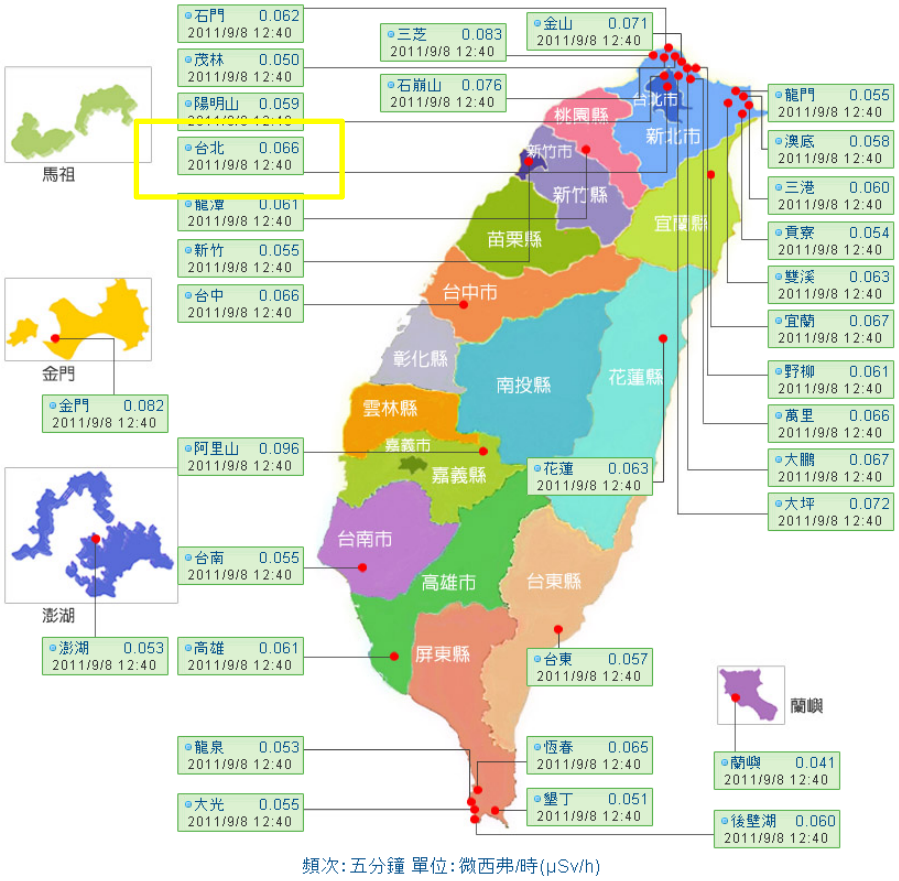

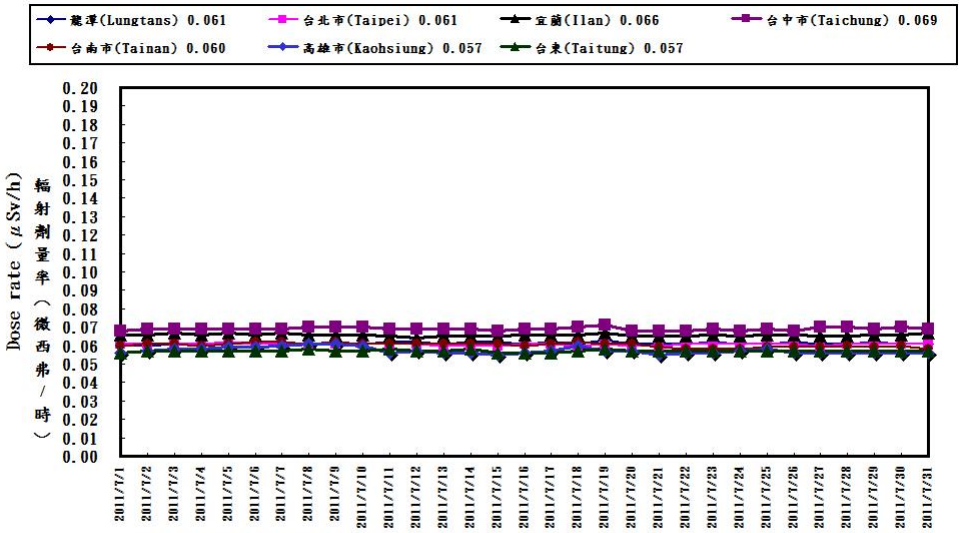

Taipei 0.066 μSv/h

http://203.69.102.242/gammadetect.php

フランスの放射線量 (μSv/h) 2011/09/08現在

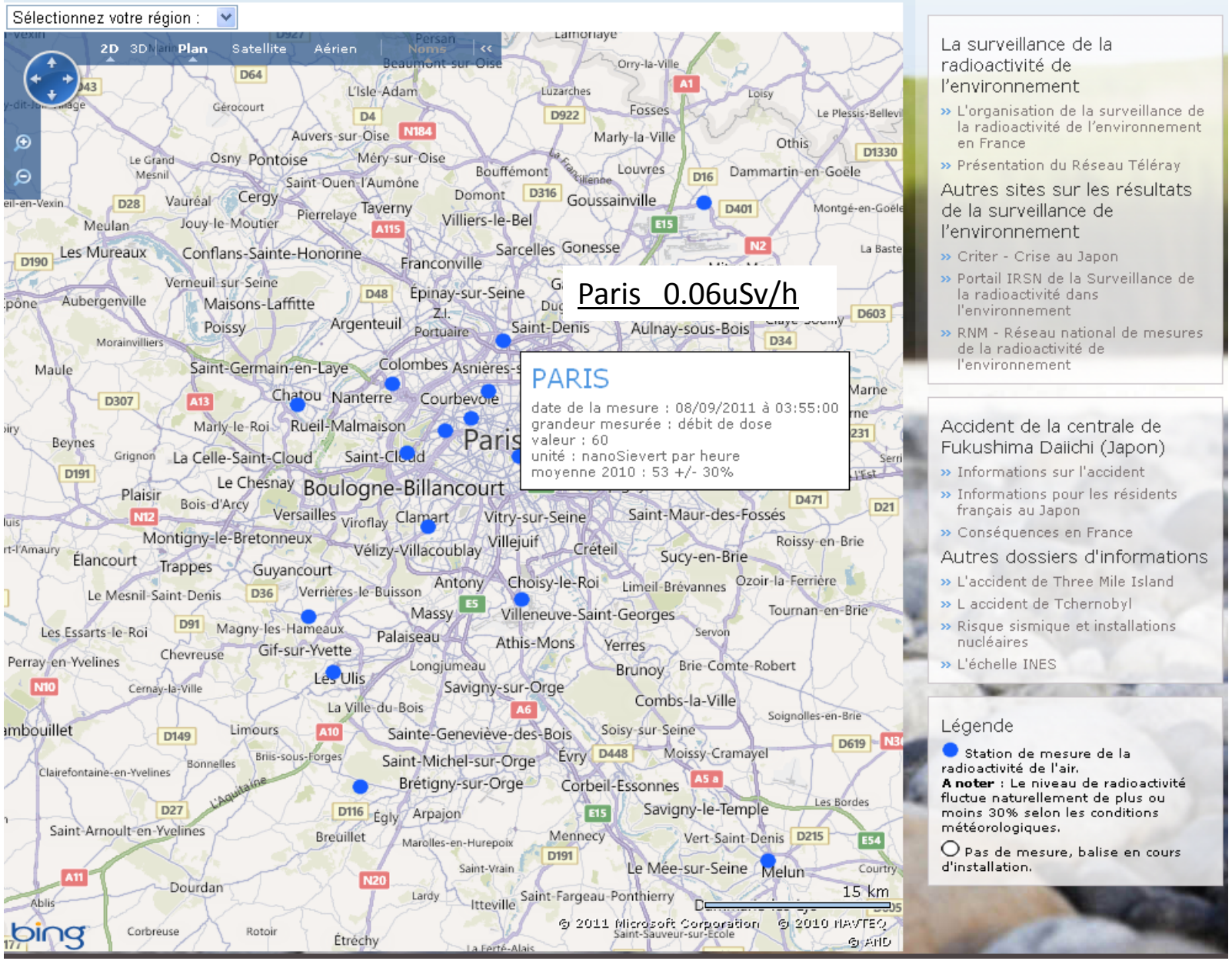

http://www.irsn.fr/FR/Documents/france.htm

韓国の放射線量 (μSv/h) 2011/09/08現在

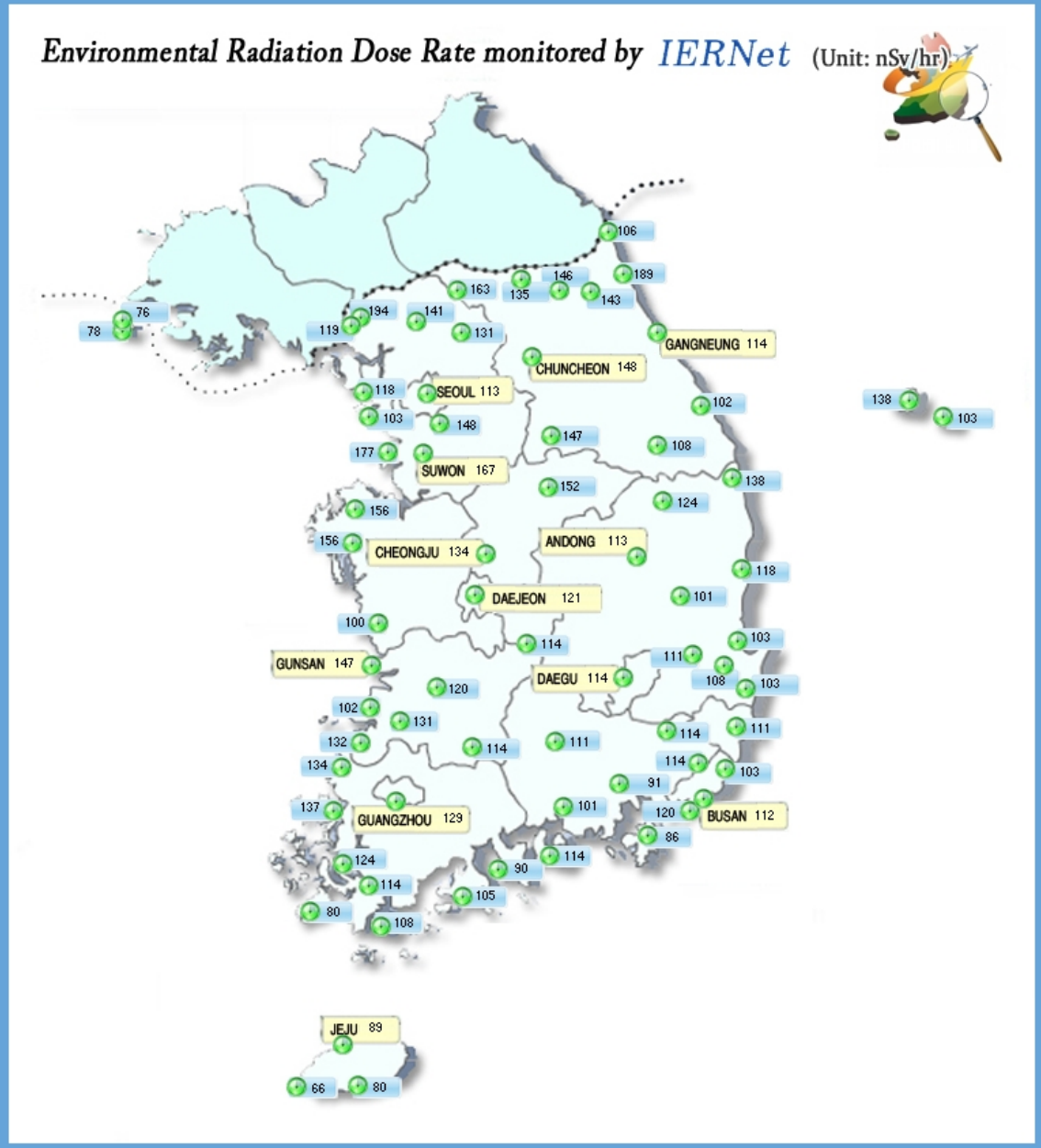

Seoul 0.113 uSv/h

http://iernet.kins.re.kr/
http://iernet.kins.re.kr/ERDR.aspx

アメリカ(NewYork)の放射線量 (μSv/h) 2011/09/07現在

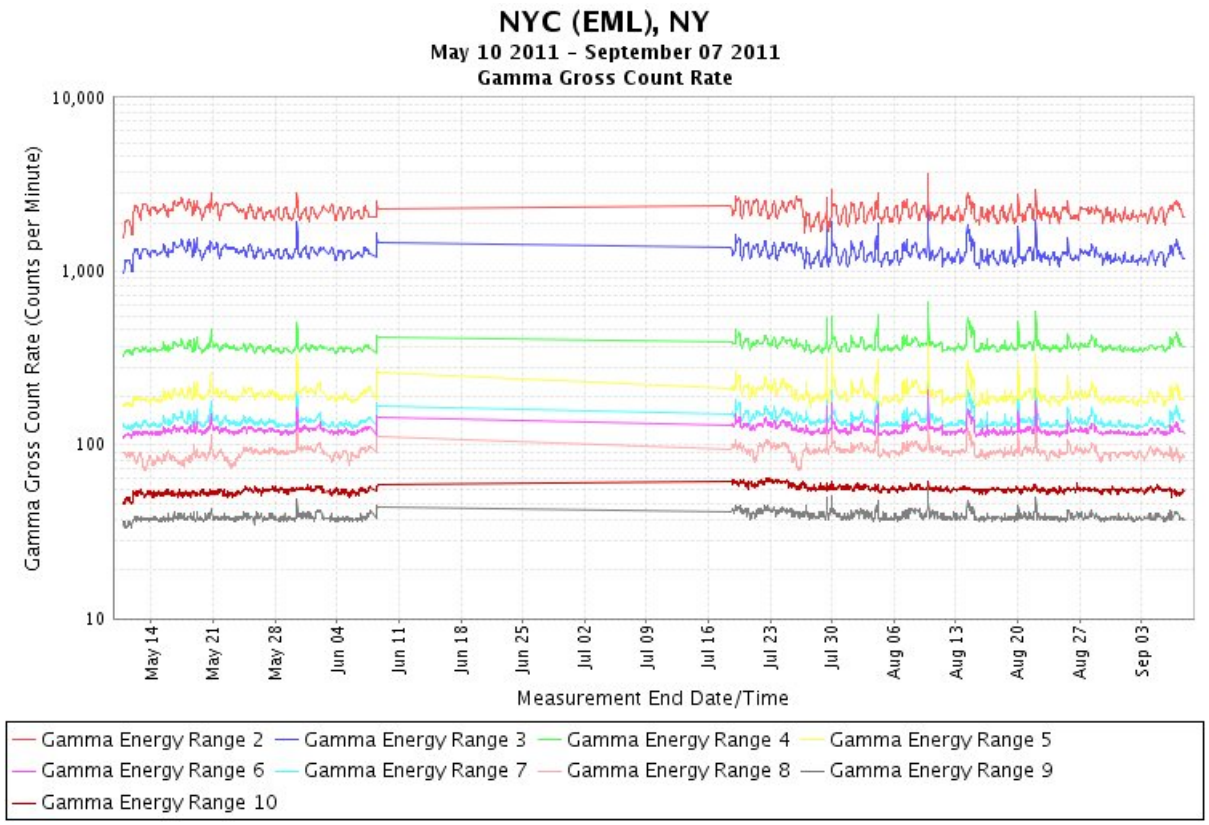

NewYork 0.25 uSv/h
(Average 30 cpm)

参考：120CPM が約 1uSv/h (セシウム137由来γ線換算)
http://www.geocities.jp/atom_moni/

http://www.epa.gov/radnet/

http://www3.plala.or.jp/kings/anzen/cpm-sv.html

インドの放射線量 (μSv/h) 2011/05/24現在

Radiation data reported by IERMON from selected locations in India

24-05-2011 (Morning)

Place	* Dose Rate in nGy/hr 23-05-2011 (Average observed)	* Dose Rate in nGy/hr 23-05-2011 (Maximum observed)	Dose Rate in nGy/hr March 2011		
			Average	Minimum observed	Maximum observed
Bangalore	**87**	89	88	84	92
Hyderabad	**146**	147	147	142	153
Kolkata	**103**	105	103	87	121
Manavalakurichi #	**442**	451	451	432	461
Mumbai	**58**	60	60	57	79
Nagpur	**84**	85	84	80	91
New Delhi	**73**	74	73	70	75
Shillong	**121**	127	120	113	130
Vizag	**88**	98	87	85	92
Indian Average Dose Rate:	**88 nGy/hr ****		World Average Dose Rate:		**97 nGy/hr ****

* Average data of 12 hour duration from 12.00 hours on 23-05-2011 to 23.00 hours on 23-05-2011
# High natural background radiation area
** Literature reported average values

Note: There is no increase in the gamma dose rate above the normal background.

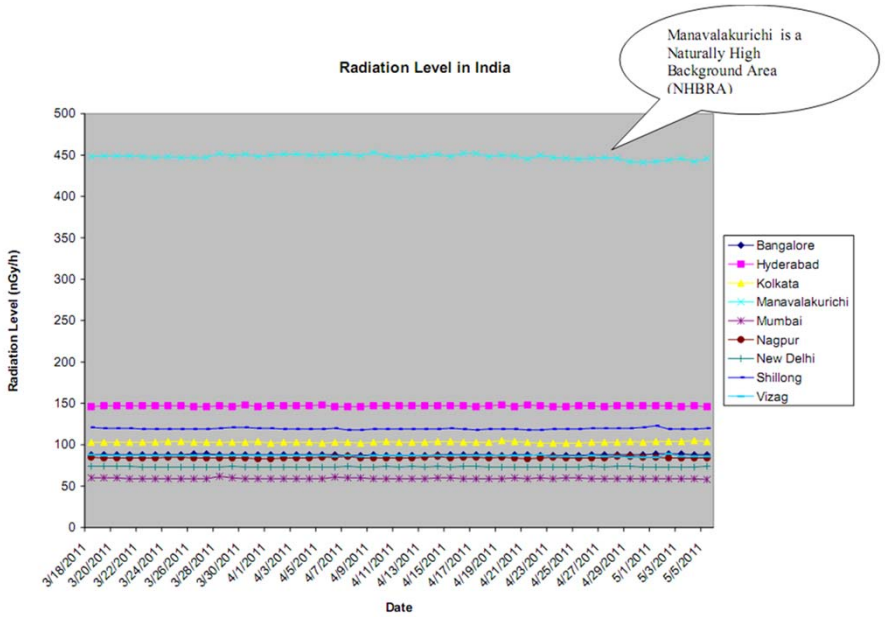

Fig-1: Radiation Levels at 9 locations in India from March 18, 2011 to May 5, 2011

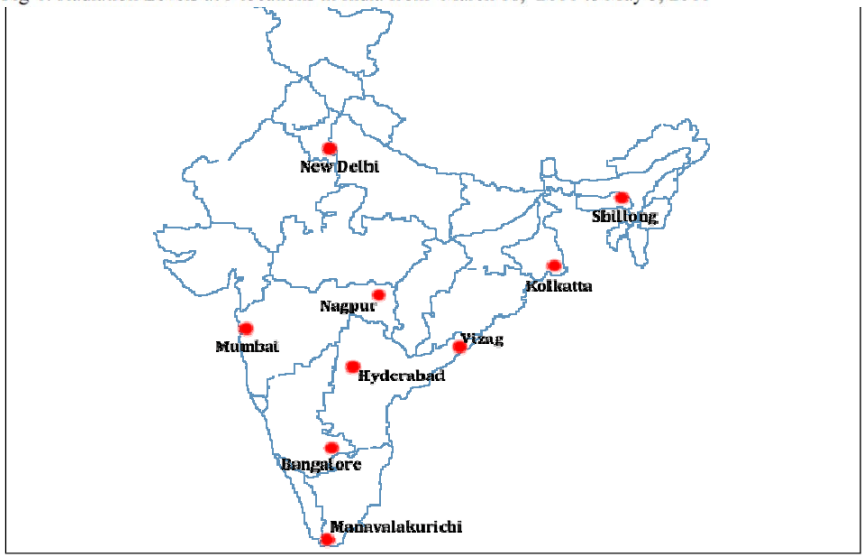

Manavalakurichi 0.442 uSv/h

Mumbai 0.058 uSv/h

http://www.aerb.gov.in/t/prsrel/IERMON24052011MN.pdf

シンガポールの放射線量 (μSv/h) 2011/09/07現在

National Environment Agency

Our Environment - Sustain and Enjoy

Singapore Government
Integrity • Service • Excellence

Contact Info | Feedback | Sitemap
FAQ | Useful Links

Search

WEATHER

+ DETAILS

Till 12AM, 09-09-2011 Partly cloudy.

25 – 33°C

DETAILED WEATHER INFORMATION

+ DETAILS

Weather@SG

Includes rain, temperature, PSI, wind readings, and more.

PSI

+ DETAILS

As at 4 PM, 07-09-2011

36

Status: **GOOD**

Indicates ambient air quality in the north, south, east, west & central.
For detailed information click here

RADIATION LEVEL

As at 4 PM, 07-09-2011
0.08 micro-sievert per hour
Status: **NORMAL**

Click here for Regional Wind Maps.

Singapore 0.08 uSv/h

http://app2.nea.gov.sg/index.aspx

その他の放射線量情報 (μSv/h) 2011/04現在

Underground Uranium

The UK Health Protection Agency estimates the typical Briton receives about 2,200 microsieverts of radiation per year from background radiation, or about 0.251 microsieverts per hour -- more than double the levels registered in Tokyo.
“Half of the average annual radiation to people in the UK comes from radon -- an invisible, colorless, radioactive gas present in all soils,” John Harrison, deputy director of the agency's radiation center, said in an e-mail. “It's a byproduct of the decay of uranium which is found in all soils around the world, and the amount that seeps out is dependent on the local geology.”
Cornwall, a popular tourist destination in southwest England , has four times the level of radon as other parts of the country, he said.

http://www.bloomberg.com/news/2011-04-01/hong-kong-radiation-exceeds-tokyo-even-after-japan-crisis.html

London 0.251 uSv/h (typical)

Natural Radiation

Natural radiation makes up about 85 percent of the global total, according to the World Nuclear Association. Manmade contributors include medicine and buildings, as well as the nuclear industry, which accounts for 1 percent of the total, the association says. Foodstuffs also contain radiation, and a 135- gram (4.8-ounce) bag of Brazil nuts has a dose of about 10 microsieverts, according to the U.K. agency.
ther activities that enhance naturally occurring radiation levels include mining, milling and processing of uranium ores and mineral sands, manufacturing and use of fertilizers and the burning of fossil fuels, according to a 2008 report by the International Atomic Energy Agency.
The highest level of background radiation is in the state of Kerala and city of Chennai in southern India, where people receive average doses above 30 millisieverts per year, or 3.42 microsieverts an hour, according to the World Nuclear Association.
India has vast amounts of thorium in its soil. A millisievert is 1,000 microsieverts.
In Brazil and Sudan, exposure can reach 40 millisieverts a year or 4.57 microsieverts an hour, the Association says.

http://www.bloomberg.com/news/2011-04-01/hong-kong-radiation-exceeds-tokyo-even-after-japan-crisis.html

Sudan(Brazil) 4.57 uSv/h

イタリア(ローマ)の放射線量 (μSv/h) 2011/03現在

PArlano gli esperti italiani

Tokyo meno radioattiva di Roma

Ragazza alla stazione di Shimbashi

Tokio, 16-03-2011

Roma più radioattiva di Tokyo. E' la sorpresa delle analisi effettuate dalla squadra della Protezione civile italiana, composta da sei persone, giunta oggi nella capitale nipponica.

I rilievi fatti dai tecnici - comunica l'ambasciata italiana - danno una radioattività di fondo misurata sul tetto dell'ambasciata di 0.04 microsievert/ora. Per riferimento, il valore di radioattività ambientale tipico della città di Roma è di 0.25 microsievert/ora.

http://www.rainews24.it/it/news.php?newsid=151021